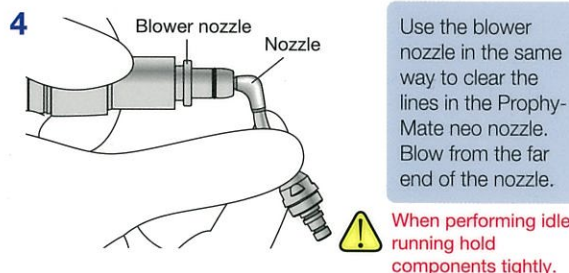
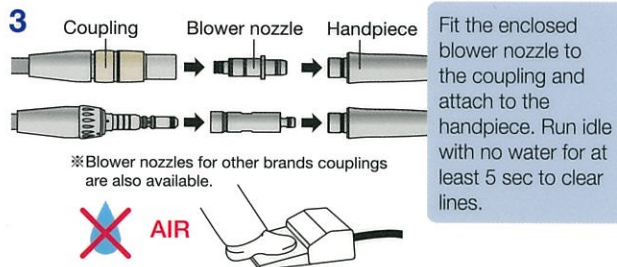
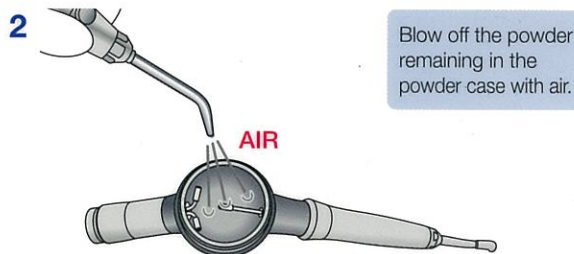
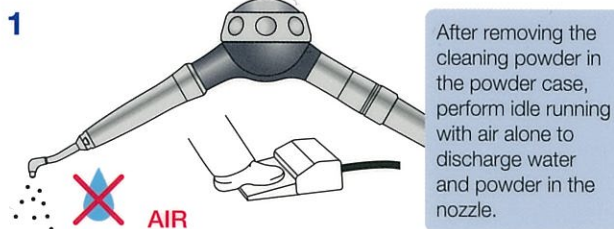


Care After Use

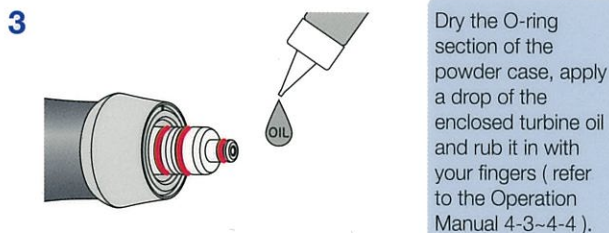
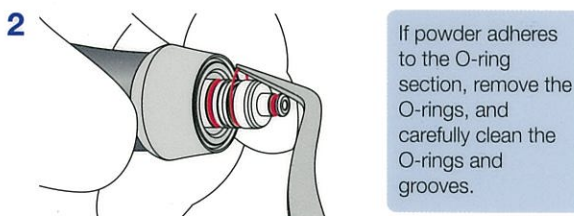
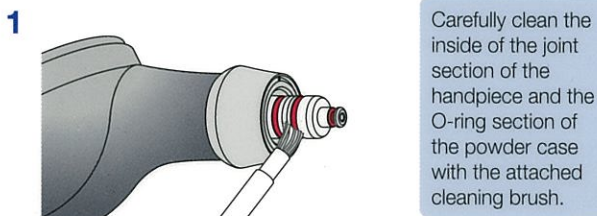
Caution

- **Cleaning of Prophy-Mate neo after use and regular maintenance are required.**
(Failure to do so may cause powder blockage, water leakage, etc.)
- If cleaning powder remains in the powder case, powder may solidify, and may cause clogging.
- Before use, thoroughly dry the coupling, handpiece, hose joint section of the powder case, inside of the powder case, and nozzle. Also, perform idle running with air alone to discharge water of the components inside.
- Make sure you clean the Prophy-Mate neo in an ultrasonic bath once a week to prevent the instrument from clogging (refer to the Operation Manual 5-1).

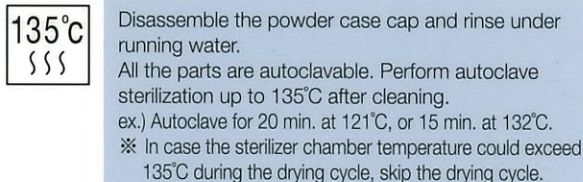
1 Removal of the cleaning powder (Refer to the Operation Manual 4-1-4-2)



2 Cleaning (Refer to the Operation Manual 4-3-4-4)



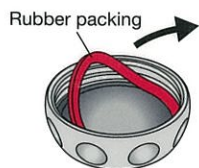
3 Sterilization (Refer to the Operation Manual 5-2)



⚠ If lubrication of the O-rings is neglected, the powder case and handpiece may no longer swivel freely and the joint may leak.

Ultrasonic cleaning (Refer to the Operation Manual 5-1) ⚠ Be sure to do this once a week and after operating Troubleshooting.

Be sure to remove the cleaning powder and clean it prior to ultrasonic cleaning.



Remove the rubber packing and disassemble the powder case cap.



Rinse under running water.



Perform ultrasonic cleaning with hot water (refer to the Operation Manual 5-1).